













## TAPPING SCREW SIZE

SHAPE	TYPE	
	JIS	USA
	1	A
	2	B
	3	C
	4	AB

SHAPE	FORM
	BP
	CA
	F
	(F)
	BF
	(BF)
	TRIANGLE
	U

### TAPPING SCREW ASA TYPE A

TYPE SIZE	T	OUTTER DIAMETER		INNER DIAMETER	
		(MAX)	(MIN)	(MAX)	(MIN)
NO: 0	40	1.52	1.44	1.20	1.15
NO: 1	32	1.90	1.82	1.50	1.45
NO: 2	32	2.23	2.13	1.80	1.75
NO: 3	28	2.56	2.46	2.10	2.05
NO: 4	24	2.89	2.79	2.30	2.25
NO: 5	20	3.30	3.20	2.65	2.60
NO: 6	18	3.58	3.45	2.80	2.75
NO: 7	16	4.01	3.86	3.15	3.10
NO: 8	15	4.26	4.11	3.35	3.30
NO: 9	14	4.55	4.40	3.50	3.45
NO: 10	12	4.92	4.77	3.75	3.70
NO: 12	11	5.60	5.46	4.40	4.35
NO: 14	10	6.45	6.29	5.10	5.05
NO: 16	10	7.11	6.96	5.70	5.65
NO: 18	9	7.77	7.62	6.10	6.05

### TAPPING SCREW ASA TYPE AB

TYPE SIZE	T	OUTTER DIAMETER		INNER DIAMETER	
		(MAX)	(MIN)	(MAX)	(MIN)
NO: 0	48	1.52	1.44	1.25	1.20
NO: 1	42	1.90	1.82	1.60	1.55
NO: 2	32	2.23	2.13	1.80	1.75
NO: 3	28	2.56	2.46	2.05	2.00
NO: 4	24	2.89	2.79	2.30	2.25
NO: 5	20	3.30	3.20	2.60	2.55
NO: 6	20	3.53	3.43	2.85	2.80
NO: 7	19	3.91	3.78	3.15	3.10
NO: 8	18	4.21	4.09	3.40	3.35
NO: 10	16	4.80	4.65	3.90	3.85
NO: 12	14	5.46	5.31	4.40	4.35
1/4	14	6.25	6.10	5.20	5.15
5/16	12	8.00	7.82	6.75	6.70

# MACHINE SCREW SIZE

## MACHINE SCREW SIZE

BSW MACHINE SCREW 2A Q ( 55° )						
TYPE SIZE	T	OUTTER DIAMETER		INNER DIAMETER		(B)
		(MAX)	(MIN)	(MAX)	(MIN)	
1/16	60	1.560	1.470	1.29	1.27	0.235
3/32	48	2.361	2.155	2.01	1.99	0.258
1/8	40	3.155	3.045	2.72	2.70	0.390
5/32	32	3.945	3.795	3.40	3.38	0.480
3/16	24	4.742	4.592	4.03	4.00	0.652
1/4	20	6.330	6.160	5.48	5.45	0.780
5/16	18	7.910	7.720	6.97	6.94	0.860
3/8	16	9.500	9.310	8.44	8.40	0.985
7/16	14	11.082	10.892	9.88	9.84	1.127
1/2	12	12.670	12.460	11.27	11.22	1.319
9/16	12	14.258	14.047	12.86	12.81	1.319
5/8	11	15.848	15.605	14.33	14.27	1.426
3/4	10	19.020	18.780	17.34	17.28	1.590
7/8	9	22.195	21.935	20.32	20.28	1.765
1"	8	25.370	25.110	23.27	23.23	1.990

UNC MACHINE SCREW 2A Q ( 60° )						
TYPE SIZE	T	OUTTER DIAMETER		INNER DIAMETER		(B)
		(MAX)	(MIN)	(MAX)	(MIN)	
NO:1	64	1.838	1.743	1.57	1.54	0.235
NO:2	56	2.169	2.066	1.86	1.84	0.268
NO:3	48	2.496	2.383	2.14	2.11	0.310
NO:4	40	2.824	2.695	2.40	2.36	0.380
NO:5	40	3.154	3.026	2.72	2.69	0.380
NO:6	32	3.484	3.333	2.95	2.91	0.478
NO:8	32	4.142	3.991	3.60	3.57	0.478
NO:10	24	4.800	4.618	4.09	4.05	0.640
NO:12	24	5.461	5.279	4.75	4.70	0.640
1/4	20	6.322	6.117	5.50	5.45	0.760
5/16	18	7.907	7.687	6.98	6.93	0.849
3/8	16	9.491	9.254	8.45	8.40	0.947
7/16	14	11.076	10.816	9.89	9.83	1.086
1/2	13	12.661	12.386	11.39	11.32	1.168
9/16	12	14.246	13.958	12.87	12.80	1.290
5/8	11	15.834	15.528	14.33	14.26	1.386
3/4	10	19.004	18.677	17.34	17.27	1.535
7/8	9	22.176	21.824	20.34	20.26	1.650
1	8	25.349	24.969	23.28	23.20	1.919
1 1/8	7	28.519	28.103	26.16	26.07	2.196
1 1/4	7	31.694	31.278	29.33	29.24	2.210
1 3/8	7	34.864	34.002	32.12	32.02	2.563

UNF MACHINE SCREW 2A Q ( 60° )						
TYPE SIZE	T	OUTTER DIAMETER		INNER DIAMETER		(B)
		(MAX)	(MIN)	(MAX)	(MIN)	
NO:2	64	2.169	2.073	1.90	1.87	0.235
NO:3	56	2.496	2.393	2.19	2.16	0.268
NO:4	48	2.827	2.713	2.46	2.43	0.310
NO:5	44	3.157	3.036	2.76	2.73	0.351
NO:6	40	3.484	3.356	3.05	3.02	0.380
NO:8	36	4.145	4.006	3.66	3.63	0.430
NO:10	32	4.803	4.651	4.26	4.22	0.478
NO:12	28	5.461	5.296	4.84	4.80	0.550
1/4	28	6.324	6.160	5.72	5.68	0.550
5/16	24	7.909	7.727	7.20	7.16	0.640
3/8	24	9.497	9.315	8.76	8.74	0.640
7/16	20	11.079	10.874	10.23	10.18	0.760
1/2	20	12.666	12.462	11.82	11.76	0.760
9/16	18	14.251	14.031	13.31	13.25	0.849
5/8	18	15.839	15.619	14.89	14.83	0.849
3/4	16	19.011	18.774	17.95	17.89	0.947
7/8	14	22.184	21.923	20.98	20.91	1.086
1	12	25.254	25.065	23.95	23.87	1.290
1 1/8	12	28.529	28.240	27.12	27.05	1.290
1 1/4	12	31.704	31.415	30.29	30.21	1.290
1 3/8	12	34.876	34.588	33.46	33.38	1.290
1 1/2	12	38.051	37.763	36.63	36.55	1.290